

















The "I'M BORED!"

Nature Explorer Hunt



WELCOME, EXPLORER!

Find an example of each item in the box. Once you find it, document what you found by drawing it or taking a picture. Then, put the place, date and time you found it. Remember, this is only observation. *Don't touch fungus or wildlife!* This may take more than one day to complete. Happy hunting!

 Find a tree with a leaf bigger than your hand and identify it.	Find a fungus and draw it. 	 Find a spider or spider web and note what you think is cool about it.	Find a flower and give it the silliest name you can think of. Then find out what its real name is. 	 Identify a natural or manmade hazard outdoors. Talk with a grown-up about why you think it's unsafe.
 Find and identify a mammal.	Take a selfie or draw yourself with a tree. 	Find a seed, nut or acorn and write what you think it will grow into. 	 Find a plant with a leaf smaller than your big toe and write about its color.	All this exploring is making you hungry! Eat a healthy snack and drink water.  
Find a bug and watch it move. How many legs? Does it have wings? What's it called? 	 Go outside, sit down, and close your eyes for 5 minutes and listen. Afterward, tell about everything you could hear.	Find a bird and write down what color it was and what it was doing when you saw it. 	 Go for a walk with a grown-up and, if it's safe, pick up 3 pieces of litter to throw away properly.	Tell a story about your favorite thing you learned on this list and tell why it's your favorite. 

















The "I'M BORED!"

Nature Explorer Hunt



WELCOME, EXPLORER!

Find an example of each item in the box. Once you find it, document what you found by drawing it or taking a picture. Then, put the place, date and time you found it. Remember, this is only observation. *Don't touch fungus or wildlife!* This may take more than one day to complete. Happy hunting!

 Draw your favorite animal and give it the silliest name you can think of.	Find four different leaves and find out what plant or tree they are from. 	 Find any evidence of an animal.	 Find out how tall you are. Then, figure out how many of you it would take to be as tall as a 50-foot pine tree.	Find an amphibian or reptile and find out where it lives and what it eats. 
Go outside on a clear night and look for the moon. Draw what shape it is in and find out what that phase is called. 	 Find a young or juvenile plant or animal and try to identify it.	 On a rainy day, put a cup outside to collect water. After the rain, use a ruler to measure how deep the water in your cup is.	Go for a walk with a grown-up and, if it's safe, pick up 5 pieces of litter to throw away properly. 	 Find 2 trees with different bark and feel each one. Describe what they feel like and how they differ.
 Write down what the weather outside is like and how it makes you feel.	 Go outside and listen for a bird. See if you can find it based on its sound. What kind of bird is it?	All this exploring is making you hungry! Eat a healthy snack and drink water.  	 Find an ant and watch it for a whole minute. Then, draw the ant what you saw it do in that minute.	 Tell a story about your favorite thing you learned on this list and tell why it's your favorite.

The “I’m BORED!” Nature Scavenger Hunt

A NOTE TO OUR EXPLORERS: First rule of every task is to be safe! Always talk to your parent or a grown-up before touching anything. Also, never ever eat anything you find! Cross off squares as you complete each item. Remember, if you can’t complete one or find something the card asks for, do your best, have fun, and learn something new. If you can’t find an item in nature, ask permission to use a computer to find it. You may need more than one day to complete your tasks. When you have finished all the tasks, tell your parent what you learned about your experience.

A NOTE TO OUR PARENTS: The goal of these cards is to encourage a natural curiosity in youngsters and get them more active outside. Some tasks can be done alone, but others might require extra supervision from you. These tasks can be done individually or in teams. You can alter any item to be easier or harder based on your child’s specific interest or level of challenge. You can also add a points system for each item to increase the challenge aspect. The final goal of these is to have fun. You never know... you may learn something, too!

Set your printer to 2-sided printing and cut at this line for each card

The “I’m BORED!” Nature Scavenger Hunt

A NOTE TO OUR EXPLORERS: First rule of every task is to be safe! Always talk to your parent or a grown-up before touching anything. Also, never ever eat anything you find! Cross off squares as you complete each item. Remember, if you can’t complete one or find something the card asks for, do your best, have fun, and learn something new. If you can’t find an item in nature, ask permission to use a computer to find it. You may need more than one day to complete your tasks. When you have finished all the tasks, tell your parent what you learned about your experience.

A NOTE TO OUR PARENTS: The goal of these cards is to encourage a natural curiosity in youngsters and get them more active outside. Some tasks can be done alone, but others might require extra supervision from you. These tasks can be done individually or in teams. You can alter any item to be easier or harder based on your child’s specific interest or level of challenge. You can also add a points system for each item to increase the challenge aspect. The final goal of these is to have fun. You never know... you may learn something, too!